

SAF[®]-200

MADE IN FRANCE
SINCE 1920



Premium sliding system **SAF[®]**
WITH SOFT-CLOSER FOR DOORS UP TO 200 KG



■ SILENT:

Rollers mounted on ball bearings & new-generation soft-closer

■ PRACTICAL:

2 possible door mounting options:

■ Edge-mounted

■ Recessed profile mounting for a minimum door/track gap of 7 mm

■ RESISTANT:

Rollers are equipped with stainless steel framing defects
(for long-term corrosion resistance)

Soft-closer 200 KG




NEW

DESIGNER AND MANUFACTURER OF SLIDING SYSTEMS SINCE 1920

www.mantion.com

 **MANTION**
SLIDING SYSTEMS



SOFT-CLOSER


Item no.	Description
M70S	Damper closer system with soft/opening and closing with over 100mm soft closing travel distance. For soft closing in opening and closing, minimum width of 1550mm is needed. Accompanied with one roller.

Innovation
MANTION
Soft-closer
M70S



TOP MOUNTING ACCESSORIES

13410/600	Raw aluminium track, 66.5 x 47.5 mm cross-section. L = 6 m.
13240	Roller with stainless steel framing and nylon wheels mounted on ball bearing. Black cataphoresis finish.
13044	Mounting plate to be screwed to the edge of the door. For wood and metal frames: minimum door/rail gap 30 mm. Black cataphoresis finish.
13040	Flush-mounted plate in untreated aluminium for 28FC profile. For wooden doors: minimum track/door reveal 7 mm.
28FC-29	Raw aluminium profile, section 34 x 30 mm for fixing the flush-mounted plate 13040 . Length = 29 cm.
28FC-600	Ditto. Length = 600 cm.
11242	End Stopper to hold the panel. Black cataphoresis finish.

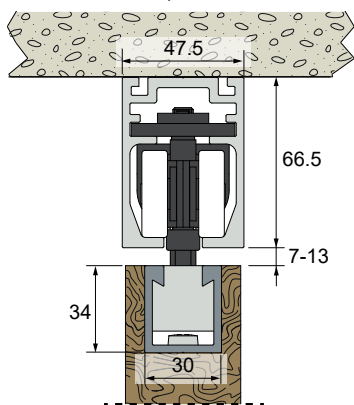


BOTTOM GUIDING ACCESSORIES

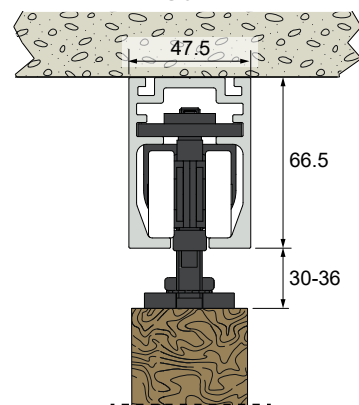
1109A/600	Aluminium U profile 25 x 18 mm. Length = 6 m.
1102XA2	Plate in stainless steel with an olive guide, screwing type. For U-PROFILE 1109A. For doors up to 150 KG.
1110/600	Galvanized steel U profile 30 x 30 mm. Length = 6 m.
1110GDL	Nylon guide for U-PROFILE 30 x 30 - 100 x 25 x 25 mm
1081	Plate with an olive guide, screwing type. For U-PROFILE 1110

CEILING MOUNTING EXAMPLES

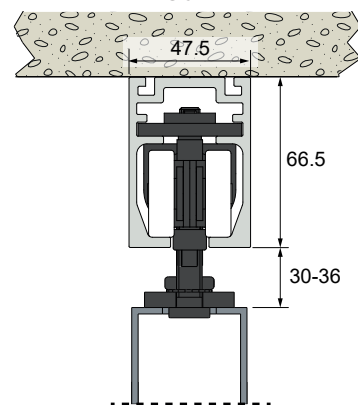
Wood mounting with plate **13040** + profile **28FC**



Wood mounting with plate **13044**

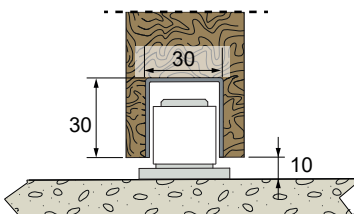


Metal mounting with plate **13044**

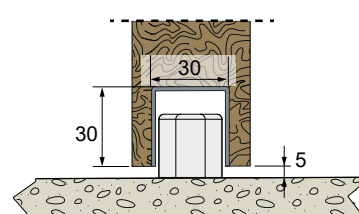


BOTTOM GUIDING EXAMPLES

Guide **1081** + profile **1110**



Guide **1110GDL** + profile **1110**



Guide **1102** + profile **1109A**

